

INSULATED ROOF & WALL SYSTEM



KS2000 RW

Trapezoidal Insulated Panel System



Approved to LPS 1181
Certificate No's. 186a & 260a





Introduction

KS2000 RW is a 2 metre wide trapezoidal insulated panel for roofs and walls.

One of the advantages of **KS2000 RW** is its fast track construction capability. The new increased cover width reduces the number of side laps and fixings required, and the ability to provide panel lengths of up to 20 metres reduces the number of end laps. With these benefits, the installation of **KS2000 RW** could potentially provide large cost savings and reduce project installation times by up to 50%.

Recent changes to on-site health and safety legislation, has seen a focus on the safety performance of installed

building materials. Conforming to HSE and CDM guidelines, when installed as roofing **KS2000 RW** provides an instant and safe walk-able surface for those working at height during installation and maintenance. The system is designed for use with mechanical handling equipment, which increases build speed and removes the need to manually handle panels into position.

KS2000 RW is suitable for most roof & wall applications and offers the ideal solution for all projects such as industrial units, commercial, retail, leisure, education and healthcare.

The paper we have printed on is from 80% post-consumer waste and the remaining 20% pulp is TCF (Totally Chlorine Free). This fibre is FSC certified (see fsc.org for details). In recognition, the range has been awarded both the NAPM and Eugropa recycled marks, two of the most prestigious and recognisable recycled certificates available. The ink we have used is vegetable based, allowing the document to be recycled.



Benefits

- Installation time can be reduced by up to 50%.
- Increased cover width, reduces the number of side laps.
- A typical full load based on an 80mm thick panel would consist of 20no. KS2000 RW panels at 20m lengths resulting in an 800m² load (up to 10.72 tonnes).
- Compatible with the Kingspan Polycarb Rooflight System, in conjunction with KS1000 RW panels.
- Complies with HSE and CDM safety guidelines.
- Available in lengths of 5 to 20 metres, laid from eaves to ridge in one length. If over 20m please contact Kingspan's **envirocare**[®] Technical Services.
- Compatible with Kingspan Saferidge and Safetraxx fall arrest systems.
- Fully complies with Part L2 (England & Wales) Building Regulations, Section 6 (Scotland) Technical Handbooks, Part F2 (Northern Ireland) and Part L (Republic of Ireland).
- Property & Business Protection - Loss Prevention Certification Board (LPCB) LPS 1181 certified insurer approved **FIREsafe** systems deliver certainty of performance and insurability.*
- Delivered to site stacked 'crown up' (weather side up) without the need for any additional protective packaging, reducing the waste on site and overall environmental impact.
- **ECOsaf**e, environmentally sustainable PIR insulation core.
- Guaranteed thermal and structural performance through the Kingspan Total Guarantee.
- **FIBREfree** - No threat of loose fibres into internal environment.
- Quality approved to ISO 9001: 2008
- Kingspan's manufacturing plants are ISO 14001 (Environmentally) and ISO 18001 (Health & Safety) accredited.

* LPCB approval currently available with KS2000 RW insulated roof panels only.

Application

KS2000 RW is a 2 metre wide insulated roof and wall system which can be used for roof applications with roof pitches of 4° or more, after deflection and wall applications, laid vertically and horizontally (with a top hat at each vertical joint). The specification is identical to the KS1000 RW Trapezoidal panel.

Mechanical Handling

KS2000 RW should be installed using a suitable vacuum lifting device, crane and specialist off loading equipment (where necessary). For further information, please contact the Kingspan's Field Service Engineers.

Kingspan Support

Kingspan **envirocare**[®] Technical Services offer technical advice and support throughout the design and construction process. From the undertaking of Energy Performance Calculations to the creation of project specific NBS specifications, Kingspan **envirocare**[®] Technical Services can help to ensure that your building complies with the building regulations.

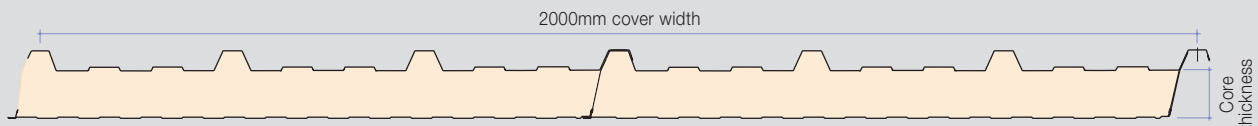
Please contact Kingspan **envirocare**[®] Technical Services on:
Tel: 0800 587 0090 (UK) & +353 (0) 42 96 98529 (Ireland)
Email: envirocare@kingspanpanels.com.



Kingspan's Field Service Engineers offer free contractor training on the installation of new and existing products at our specially designed Kingspan energi centre in Holywell, North Wales, UK and at Kingscourt, Ireland. They also offer a site inspection service throughout the construction stage and can also offer advice on mechanical handling solutions.

Dimensions & Weight

KS2000 RW


















KS2000 RW Roof Cover Width 2000mm

Core Thickness (mm)	40	50	60	70	80*	100*	120*
U-value (W/m ² K)	0.46	0.38	0.35	0.30	0.25	0.20	0.15
Max. Weight per linear metre	23.6	24.4	25.2	25.8	26.8	28.4	30.0

























*Recommended thicknesses to allow compliance with Part L2 (England & Wales) Building Regulations, Section 6 (Scotland) Technical Handbooks, Part F2 (Northern Ireland) and Part L (Republic of Ireland).

Kingspan Insulated Roof, Wall & Façade Systems

Roof Systems

KS1000/2000 RW Trapezoidal	KS1000 SF Secret Fix	KS1000 TS Slate & Tile Support	KS500/1000 ZIP Kingzip® Standing Seam	KS1000 LP Lo-Pitch	Kingspan EnergiPanel™	KS1000 CR Curved Roof	Kingspan Roof Tile
							
KS1000 FC Box Profile	Kingspan Envirodek®	Kingspan Polycarb Rooflight	Kingspan Upstand Rooflight	KS1000 DR/DRC Trapezoidal	KS1000 TD Topdek	KS1000 Topspan	
							

Wall & Façade Systems


KS600, 900 & 1000 Optimo™	KS600, 900 & 1000 MR Micro-Rib	KS600, 900 & 1000 EB Euro-Box	KS600, 900 & 1000 FL Flat	KS600, 900 & 1000 FL-S Stucco	KS600, 900 & 1000 MM Mini-Micro	KS600, 900 & 1000 CX Convex	KS600, 900 & 1000 WV Wave
							
KS600, 900 & 1000 PL Plank	KS1000 TL Tramline	KS1000 CW CurveWall	KS1000 LV Louvre	KS600, 900 & 1000 LS Longspan™	KS1000/2000 RW Trapezoidal	KS1000 FC Box Profile	Kingspan EnergiPanel™
							
Kingspan Thermastone	Kingspan WoodTherm®	Kingspan Thermatile	Kingspan Thermabrick™	Kingspan Thermatallic™	Kingspan Render Panel	Kingspan Wall-Lite	KS1000 DR Trapezoidal
							

Controlled Environment Systems

KS1100 CS Equi-Bead	KS1100 CS Mini-Bead	KS1100 CS Flat	KS1100 CS Micro-Rib
			

Ancillaries

Gutters, Tophats
& Flashings



Kingspan Limited

UK: Telephone: +44 (0) 1352 716100 Fax: +44 (0) 1352 710161 Email: info@kingspanpanels.com
Ireland: Telephone: +353 (0) 42 96 98500 Fax: +353 (0) 42 96 98572 Email: sales.ire@kingspanpanels.com

Details for the following countries; Australia, Belgium, Czech Republic, France, Germany, Hungary, Netherlands, New Zealand, Norway, Poland, Romania, Slovakia & Sweden can be found by visiting our website www.kingspanpanels.com or our group website www.kingspan.com

Care has been taken to ensure that the contents of this publication are accurate, but Kingspan Limited and its subsidiary companies do not accept responsibility for errors or for information that is found to be misleading. Suggestions for, or description of, the end use or application of products or methods of working are for information only and Kingspan Limited and its subsidiaries accept no liability in respect thereof.